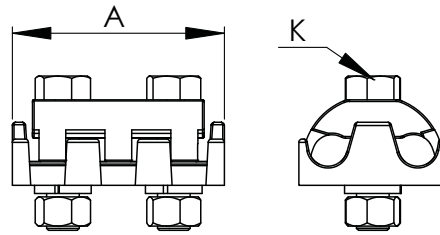



# BRONZE / ALUMINUM PARALLEL CONNECTORS CABLE TO CABLE

SECTION

110-1

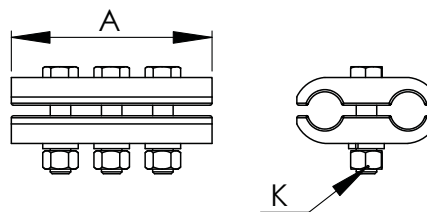


## Bronze Parallel Connectors Cable to Cable:

The type PC which connects a cable main parallel to a cable tap features clamping members made of high strength, high conductivity copper alloy.

The bolts, nuts and lock-washers are silicon bronze to enhance clamping efficiency and resistance to corrosion.

BRONZE PARALLEL CONNECTORS CABLE TO CABLE							
CATALOG NUMBER	CABLE MAIN		CABLE TAP		DIMENSIONS IN INCHES		No. of Bolts
	AWG MIN	MCM MAX	AWG MIN	MCM MAX	A	K	
110-101	4	250	4	250	3	3/8	2
110-103	250	500	250	500	3 1/4	1/2	2
110-105	500	1000	500	1000	4 1/2	1/2	3
110-107	1000	1500	1000	1500	6	5/8	3
110-110	1500	2000	1500	2000	6 1/2	5/8	3



## Aluminum Parallel Connectors Cable to Cable:

A high strength, high conductivity aluminum connector for joining a cable main parallel to a cable tap, the type PCA includes clamping hardware made of high tensile aluminum for dependability and durability in the field.

To facilitate installation, all bolt heads are captivated.

ALUMINUM PARALLEL CONNECTORS CABLE TO CABLE							
CATALOG NUMBER	CABLE MAIN		CABLE TAP		DIMENSIONS IN INCHES		No. of Bolts
	AWG MIN	MCM MAX	AWG MIN	MCM MAX	A	K	
110-111	4	250	4	250	3 1/2	1/2	2
110-113	250	400	250	400	3 1/2	1/2	2
110-115	350	600	350	600	4 3/4	1/2	3
110-117	600	900	600	900	4 1/2	1/2	3
110-119	900	1250	900	1250	6	5/8	3
110-121	1272	1590	1272	1590	6	5/8	3
110-123	1590	2000	1590	2000	6 1/2	5/8	3