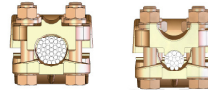




BRONZE TEE CONNECTORS, PIPE RUN TO CABLE TAP

SECTION

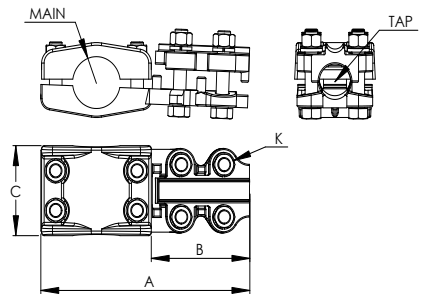
12-4



Wide Range denoted by: *



CATALOG NUMBER	IPS MAIN	CABLE TAP		DIMENSIONS IN INCHES			
		AWG MIN	MCM MAX	A	B	C	K
12-647*	1/2	8	600	6	3 1/8	3	3/8
12-649*	3/4	8	600	6 1/4	3 1/8	2 3/4	1/2 & 3/8
12-651*	1	8	600	7	3 1/8	3 3/16	1/2 & 3/8
12-652	1	4/0	1000	7 3/4	3 3/4	3 3/16	1/2
12-654*	1 1/4	8	600	6 1/2	3 1/8	3 1/8	1/2 & 3/8
12-655*	1 1/4	4/0	1000	6 3/4	3 3/4	3 1/8	1/2
12-657*	1 1/2	8	600	7 5/8	3 1/8	3 1/16	1/2 & 3/8
12-658*	1 1/2	4/0	1000	8 1/4	3 3/4	3 1/16	1/2
12-659	1 1/2	1000	1500	9	4 1/4	3 1/16	1/2
12-661*	2	8	600	8 1/4	3 1/8	3 1/8	1/2 & 3/8
12-662*	2	4/0	1000	9 1/8	3 3/4	3 1/8	1/2
12-663	2	1000	1500	9 1/2	4 1/4	3 1/8	1/2
12-665*	2 1/2	8	600	9 1/2	3 1/8	4	5/8 & 3/8
12-666*	2 1/2	4/0	1000	10	3 3/4	4	5/8 & 1/2
12-667	2 1/2	1000	1500	10 1/2	4 1/4	4	5/8 & 1/2
12-670*	3	8	600	10	3 1/8	3 15/16	5/8 & 3/8
12-671*	3	4/0	1000	10 3/4	3 3/4	3 15/16	5/8 & 1/2
12-672	3	1000	1500	11 1/4	4 1/4	3 15/16	5/8 & 1/2
12-675*	3 1/2	8	600	11 1/4	3 1/8	3 3/4	5/8 & 3/8
12-676*	3 1/2	4/0	1000	11 1/4	3 3/4	3 3/4	5/8 & 1/2
12-677	3 1/2	1000	1500	11 3/4	4 1/4	3 3/4	5/8 & 1/2
12-680*	4	8	600	11 7/8	3 1/8	4 5/8	5/8 & 3/8
12-681*	4	4/0	1000	12 1/4	3 3/4	4 5/8	5/8 & 1/2
12-682	4	1000	1500	13	4 1/4	4 5/8	5/8 & 1/2
12-685*	4 1/2	8	600	12 3/4	3 1/8	4 3/4	5/8 & 3/8
12-686*	4 1/2	4/0	1000	12 3/4	3 3/4	4 3/4	5/8 & 1/2
12-687	4 1/2	1000	1500	13 3/8	4 1/4	4 3/4	5/8 & 1/2
12-690*	5	8	600	12 7/8	3 1/8	5 1/16	5/8 & 3/8
12-691*	5	4/0	1000	13 1/4	3 3/4	5 1/16	5/8 & 1/2
12-692	5	1000	1500	13 3/4	4 1/4	5 1/16	5/8 & 1/2
12-695*	6	8	600	14	3 1/8	6	5/8 & 3/8
12-696*	6	4/0	1000	14 3/4	3 3/4	6	5/8 & 1/2
12-697	6	1000	1500	15 1/4	4 1/4	6	5/8 & 1/2



Cast of a copper alloy for high conductivity and natural resistance to stress, the type BTPC is a strong and reliable connector in cases that require the junction of a cable tap to the pipe main.

For clamping strength and resistance to corrosion, bolts, nuts, and lockwashers are made of silicon bronze. In order to assist installation, all bolt heads are recessed.