


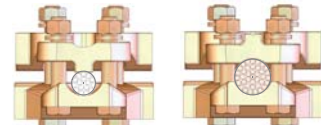
# BRONZE TEE CONNECTORS, CABLE RUN TO CABLE TAP

SECTION

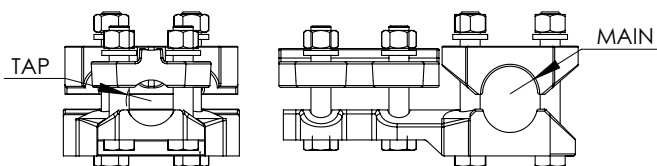
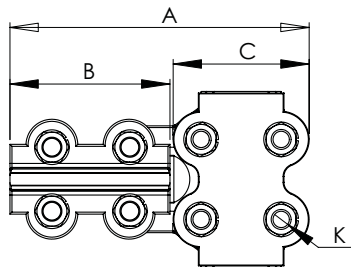
12-6



Wide Range  
denoted by: \*



BRONZE TEE CONNECTORS CABLE RUN TO CABLE TAP								
CATALOG NUMBER	CABLE MAIN		CABLE TAP		DIMENSIONS IN INCHES			
	AWG MIN.	MCM MAX.	AWG MIN.	MCM MAX.	A	B	C	K
12-890*	8	600	8	600	5 3/8	3 1/8	2 1/4	3/8
12-892*	4/0	1000	8	600	6 1/8	3 1/8	3	3/8
12-893*	4/0	1000	4/0	1000	6 7/8	3 7/8	3	1/2
12-895*	1000	1500	8	600	6 3/8	3 1/8	3 1/4	1/2
12-896	1000	1500	4/0	1000	6 1/2	3 7/8	3 1/4	1/2
12-897	1000	1500	1000	1500	7 1/2	4 1/4	3 1/4	1/2
12-899*	1500	2000	8	600	7 1/2	3 1/8	3 3/8	1/2
12-900*	1500	2000	4/0	1000	7 1/4	3 7/8	3 3/8	1/2
12-901	1500	2000	1000	1500	7 5/8	4 1/4	3 3/8	1/2
12-902	1500	2000	1500	2000	7 3/4	4 3/8	3 3/8	1/2



The Type BTCC which effectively joins a cable tap to another cable relies on its high conductivity copper alloy for strength and durability. Bolts, nuts, and lock-washers of silicon bronze for more dependable clamping efficiency and resistance to corrosion. Bolt heads are captivated to facilitate single-wrench installation.