
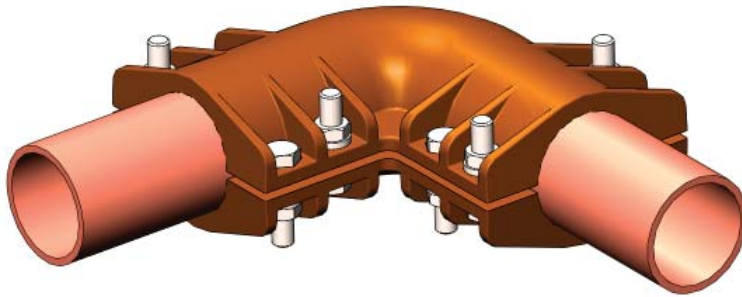


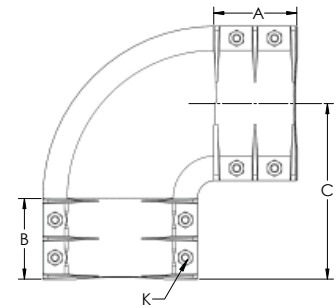
# BRONZE COUPLER PIPE RUN TO PIPE TAP, ELBOW

SECTION

13-3



CATALOG NUMBER	IPS MAIN	IPS TAP	DIMENSIONS IN INCHES			
			A	B	C	K
13-333-(* )	1/2	1/2	3	3	2 3/8	3/8
13-335-(* )	3/4	3/4	2 3/4	2 3/4	3 1/2	1/2
13-338-(* )	1	1	3 3/16	3 3/16	3 7/8	1/2
13-342-(* )	1 1/4	1 1/4	3 1/8	3 1/8	4 3/8	1/2
13-347-(* )	1 1/2	1 1/2	3 1/16	3 1/16	4 3/8	1/2
13-352-(* )	2	2	3 1/8	3 1/8	5 1/8	1/2
13-358-(* )	2 1/2	2 1/2	4	4	6 1/8	5/8
13-364-(* )	3	3	3 15/16	3 15/16	7	5/8
13-370-(* )	3 1/2	3 1/2	3 3/4	3 3/4	7 1/2	5/8
13-376-(* )	4	4	4 5/8	4 5/8	8 1/2	5/8
13-383-(* )	4 1/2	4 1/2	4 3/4	4 3/4	8 1/2	5/8
13-390-(* )	5	5	5 1/16	5 1/16	9 1/2	5/8
13-397-(* )	6	6	6	6	11	5/8



A rugged connector for linking pipes of the same size at an angle, the type BEPP depends on its high conductivity copper alloy for natural resistance to corrosion and stress in the field.

To further enhance its clamping strength, all bolts, nuts, and lock-washers are silicon bronze.

The recessed bolt heads facilitate single-wrench installation.

On all part numbers please specify the angle needed by adding the angle at the end of the part number (\*).

**Example:** For a 45° 13-397-\* please write part number as 13-397-45.