

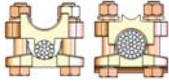


BRONZE STUD CONNECTORS STUD TO CABLE

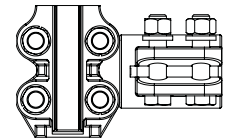
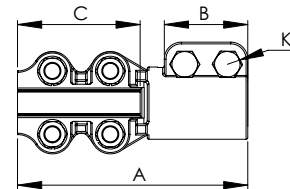
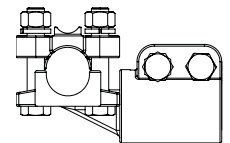
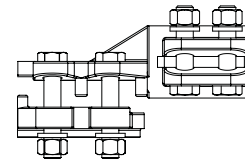
SECTION

14-2

Wide Range
denoted by: *



| BRONZE STUD CONNECTORS STUD TO CABLE | | | | | | | |
|---|--------------|------------|----------------|----------------------|-------|-------|-----|
| CATALOG NUMBER | STUD SIZE | AWG MIN | or MCM MAX. | DIMENSIONS IN INCHES | | | |
| | | | | A | B | C | K |
| 14-231 | 1/2-13 | 8 | 600 | 6 | 2 7/8 | 3 1/8 | 3/8 |
| 14-232 | 5/8-11 | 8 | 600 | 6 | 2 7/8 | 3 1/8 | 3/8 |
| 14-233 | 3/4-16 | 8 | 600 | 6 | 2 7/8 | 3 1/8 | 3/8 |
| 14-235 | 1-14 | 8 | 600 | 5 5/8 | 2 1/2 | 3 1/8 | 3/8 |
| 14-236* | 1-14 | 4/0 | 1000 | 6 3/8 | 2 1/2 | 3 7/8 | 3/8 |
| 14-238 | 1 1/8-12 | 8 | 600 | 5 5/8 | 2 1/2 | 3 1/8 | 1/2 |
| 14-239* | 1 1/8-12 | 4/0 | 1000 | 6 3/8 | 2 1/2 | 3 7/8 | 1/2 |
| 14-241 | 1 1/4-12 | 8 | 600 | 6 1/8 | 3 | 3 1/8 | 1/2 |
| 14-242* | 1 1/4-12 | 4/0 | 1000 | 6 7/8 | 3 | 3 7/8 | 1/2 |
| 14-244 | 1 1/2-12 | 8 | 600 | 6 1/8 | 3 | 3 1/8 | 1/2 |
| 14-245* | 1 1/2-12 | 4/0 | 1000 | 6 7/8 | 3 | 3 7/8 | 1/2 |
| 14-246 | 1 1/2-12 | 1000 | 1500 | 7 1/4 | 3 | 4 1/4 | 1/2 |
| 14-244S | 1 3/4-12 | 8 | 600 | 6 1/8 | 3 | 3 1/8 | 1/2 |
| 14-245S | 1 3/4-12 | 4/0 | 1000 | 6 7/8 | 3 | 3 7/8 | 1/2 |
| 14-246S | 1 3/4-12 | 1000 | 1500 | 7 1/4 | 3 | 4 1/4 | 1/2 |
| 14-247 | 2-12 | 8 | 600 | 6 1/8 | 3 | 3 1/8 | 1/2 |
| 14-248* | 2-12 | 4/0 | 1000 | 6 7/8 | 3 | 3 7/8 | 1/2 |
| 14-249 | 2-12 | 1000 | 1500 | 7 1/4 | 3 | 4 1/4 | 1/2 |
| 14-250 | 2-12 | 1500 | 2000 | 7 3/8 | 3 | 4 3/8 | 1/2 |
| 14-251 | 2 1/4-12 | 8 | 600 | 6 1/2 | 3 3/8 | 3 1/8 | 1/2 |
| 14-252* | 2 1/4-12 | 4/0 | 1000 | 7 1/4 | 3 3/8 | 3 7/8 | 1/2 |
| 14-253 | 2 1/4-12 | 1000 | 1500 | 7 5/8 | 3 3/8 | 4 1/4 | 1/2 |
| 14-254 | 2 1/4-12 | 1500 | 2000 | 7 3/4 | 3 3/8 | 4 3/8 | 1/2 |
| 14-255 | 2 1/2-12 | 8 | 600 | 6 1/2 | 3 3/8 | 3 1/8 | 1/2 |
| 14-256* | 2 1/2-12 | 4/0 | 1000 | 7 1/4 | 3 3/8 | 3 7/8 | 1/2 |
| 14-257 | 2 1/2-12 | 1000 | 1500 | 7 5/8 | 3 3/8 | 4 1/4 | 1/2 |
| 14-258 | 2 1/2-12 | 1500 | 2000 | 7 3/4 | 3 3/8 | 4 3/8 | 1/2 |
| 14-259 | 2 3/4-12 | 8 | 600 | 6 5/8 | 3 1/2 | 3 1/8 | 1/2 |
| 14-260* | 2 3/4-12 | 4/0 | 1000 | 7 3/8 | 3 1/2 | 3 7/8 | 1/2 |
| 14-261 | 2 3/4-12 | 1000 | 1500 | 7 3/4 | 3 1/2 | 4 1/4 | 1/2 |
| 14-262 | 2 3/4-12 | 1500 | 2000 | 7 7/8 | 3 1/2 | 4 3/8 | 1/2 |
| 14-263 | 3-12 | 8 | 600 | 7 | 3 7/8 | 3 1/8 | 1/2 |
| 14-264* | 3-12 | 4/0 | 1000 | 7 3/4 | 3 7/8 | 3 7/8 | 1/2 |
| 14-265 | 3-12 | 1000 | 1500 | 8 1/8 | 3 7/8 | 4 1/4 | 1/2 |
| 14-266 | 3-12 | 1500 | 2000 | 8 1/4 | 3 7/8 | 4 3/8 | 1/2 |
| 14-267* | 3 1/4-12 | 4/0 | 1000 | 7 3/4 | 3 7/8 | 3 7/8 | 1/2 |
| 14-268 | 3 1/4-12 | 1000 | 1500 | 8 1/8 | 3 7/8 | 4 1/4 | 1/2 |
| 14-269 | 3 1/4-12 | 1500 | 2000 | 8 1/4 | 3 7/8 | 4 3/8 | 1/2 |
| 14-270* | 3 1/2-12 | 4/0 | 1000 | 7 7/8 | 4 | 3 7/8 | 1/2 |
| 14-271 | 3 1/2-12 | 1000 | 1500 | 7 1/4 | 4 | 4 1/4 | 1/2 |
| 14-272 | 3 1/2-12 | 1500 | 2000 | 7 3/8 | 4 | 4 3/8 | 1/2 |
| 14-273* | 4-12 | 4/0 | 1000 | 6 7/8 | 4 | 3 7/8 | 1/2 |
| 14-274 | 4-12 | 1000 | 1500 | 7 1/4 | 4 | 4 1/4 | 1/2 |
| 14-275 | 4-12 | 1500 | 2000 | 7 3/8 | 4 | 4 3/8 | 1/2 |



90 DEGREE
(USE SUFFIX -90)

A strong and dependable connector for joining a threaded stud to a cable, the Type BSC relies on a high conductivity copper alloy for its durability. Clamping hardware is silicon bronze for resistance to corrosion.

For unthreaded studs or stud sizes not listed, please specify with the order. Cables at 90° to the stud will be readily supplied but the suffix "-90" must appear at the end of the catalog number.